

(No Model.)

H. W. WHITE.
LATHE TOOL.

No. 580,440.

Patented Apr. 13, 1897.

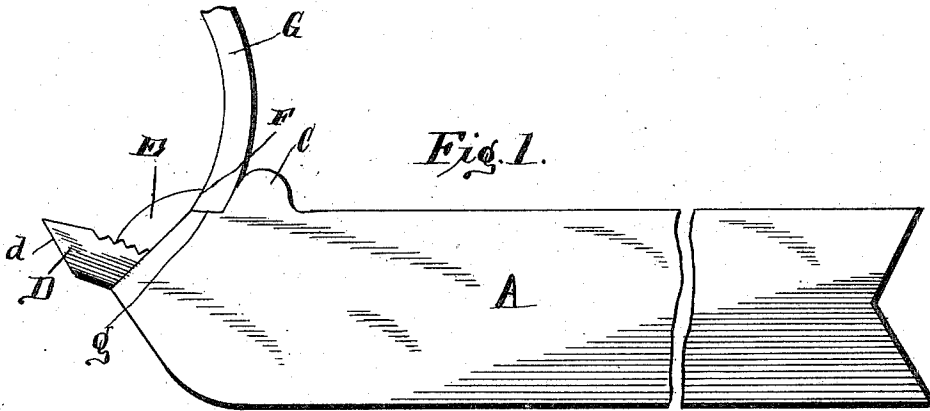


Fig. 2.


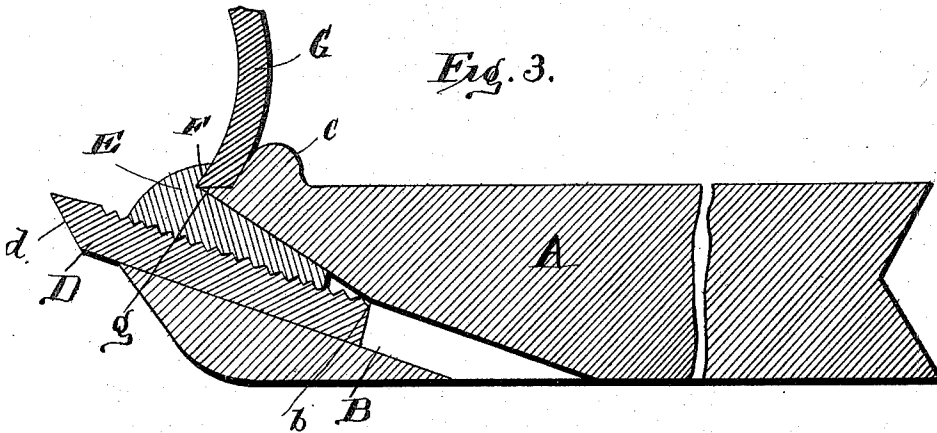


Fig. 3.



Witnesses
H. P. Hill
K. A. Gray.

Inventor
Harry W. White
By John Hedderburn
his Attorney

UNITED STATES PATENT OFFICE.

HARRY WHITMORE WHITE, OF FRANKLIN, PENNSYLVANIA.

LATHE-TOOL.

SPECIFICATION forming part of Letters Patent No. 580,440, dated April 13, 1897.

Application filed May 8, 1896. Serial No. 590,697. (No model.)

To all whom it may concern:

Be it known that I, HARRY WHITMORE WHITE, a citizen of the United States, residing at Franklin, in the county of Venango and State of Pennsylvania, have invented certain new and useful Improvements in Lathe-Tools; and I do hereby declare the following to be a full, clear, and exact description of the invention, such as will enable others skilled in the art to which it appertains to make and use the same.

This invention relates to certain new and useful improvements in lathe-tool holders; and it has for its object, among others, to provide a simple and cheap, yet efficient and durable, holder by which the tool may be held in any desired position and easily removed when desired.

Other objects and advantages of the invention will hereinafter appear, and the novel features thereof will be specifically defined by the appended claim.

The invention is clearly illustrated in the accompanying drawings, which, with the letters of reference marked thereon, form a part of this specification, and in which—

Figure 1 is a side elevation of my improvement. Fig. 2 is a view of the lever. Fig. 3 is a section through Fig. 1.

Like letters of reference indicate like parts in the different views.

Referring now to the details of the drawings by letter, A designates the tool-holder to be used in the tool-post of an iron turning-lathe of known construction, being made of wrought-iron, malleable iron, or steel, as may be preferred. It is formed with the slot B, extending from its outer end inward at an angle, and it may or may not extend through to the side of the holder. From the point *b* it tapers toward the entrance, as shown.

C is a projection formed on the holder in proximity to the entrance to the slot, and this serves as a fulcrum for the lever employed for drawing out the tool when desired.

D is the tool. It is of high steel, made practically square and ground at *d* (its cut-

ting edge) to the required shape. On the top side it is serrated or toothed, as shown, extending transversely thereof.

E is a wedge for holding the tool in position and dispensing with the necessity of the employment of set-screws. It is formed upon its under face with teeth extending across the same and corresponding to the teeth of the upper face of the tool, as shown. The wedge is formed with a shoulder F to receive the end of the lever by which it is withdrawn. This lever G is of peculiar shape, as shown, being curved and having its end square, as seen at *g*.

In operation the tool is placed in the slot to the desired depth, and then the wedge is driven in upon the top thereof and the engaging teeth hold the tool firmly against its being withdrawn. The tool can be adjusted to any depth, and when it is desired to remove it the end of the lever is engaged with the shoulder of the wedge, as indicated in Fig. 1, resting on the projection on the holder, and then by pressure on the other end of the lever the wedge and tool can be easily withdrawn.

The advantages of such a construction will be readily appreciated by all those who have occasion to use such devices and who have had difficulty with the set-screws working loose and allowing the tool to become loose and to drop out.

What is claimed as new is—

The combination with the holder having the slot, and a raised portion near the entrance thereto, of the tool having toothed upper face and the wedge having toothed under face, and formed at its outer end with a projecting shoulder, as set forth.

In testimony whereof I have signed this specification in the presence of two subscribing witnesses.

HARRY WHITMORE WHITE.

Witnesses:

CHARLES C. RAMSDALE,
CLAUDE E. CAMPBELL.